

# Closure of North Woolwich station

From Sunday 10 December 2006 North London Line (NLL) services will no longer operate between Stratford and North Woolwich, meaning that North Woolwich station will close.

This is part of a major upgrading of the transport network in your local area, funded by the Transport for London Investment Programme.

The upgrade is part of an integrated programme of works aimed at improving rail services in London and will complement the development of the London Overground rail system.

This closure will allow the Docklands Light Railway to build a new link connecting Stratford International, Stratford and West Ham stations to the rest of the DLR network at Canning Town. This investment will bring improved public transport links between North Woolwich and Stratford. It will provide a direct service to the new Channel Tunnel Rail Link station at Stratford International and will provide access to the venues for the 2012 Olympic and Paralympic Games.

DLR (part of Transport for London) along with Network Rail and Silverlink (current operators of the line) has secured all the necessary approvals under the Railways Act (1993) to close the line and to cease operation of services south of Stratford.

## Details of the closure of the North London Line and alternative travel arrangements

### Details of closure

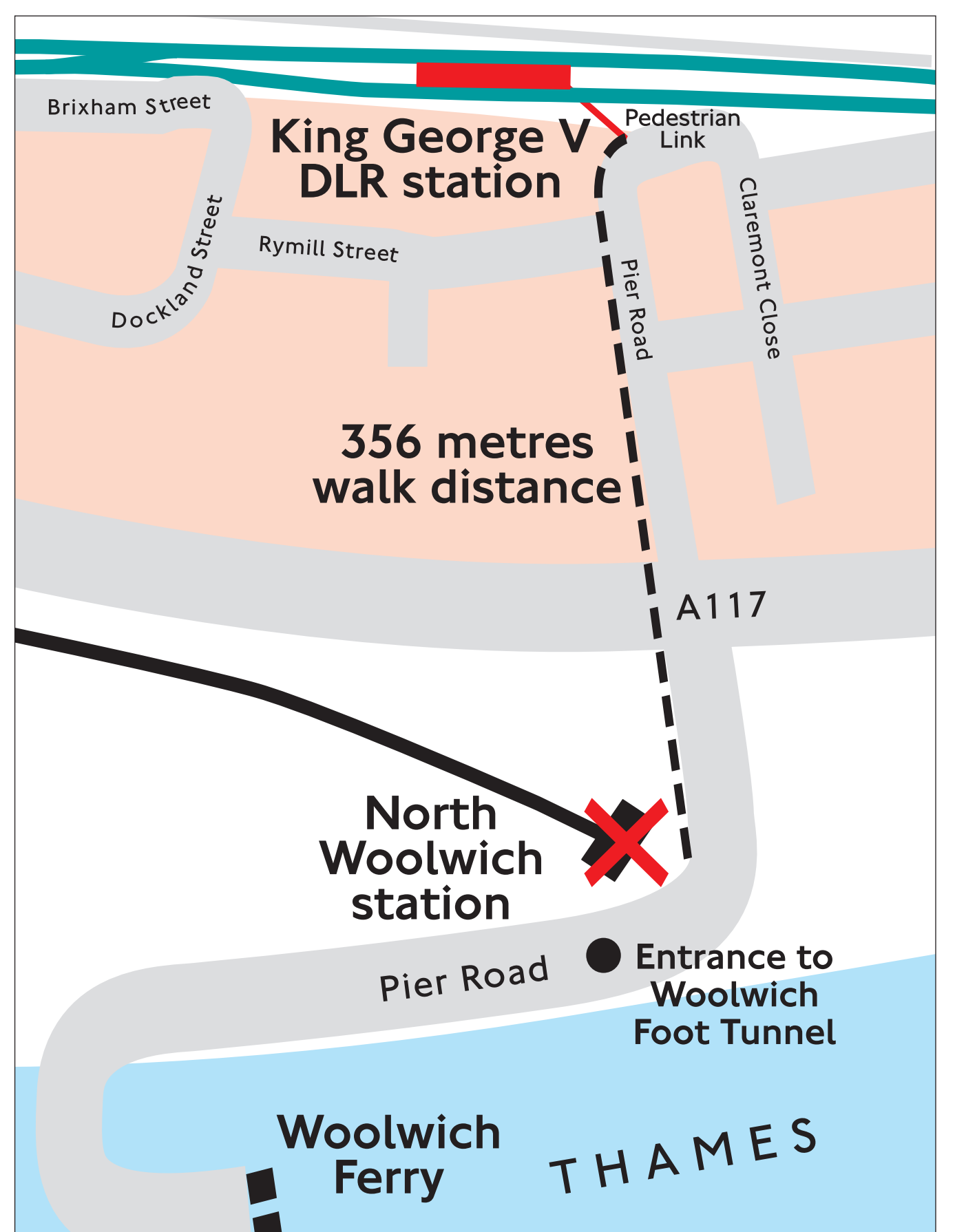
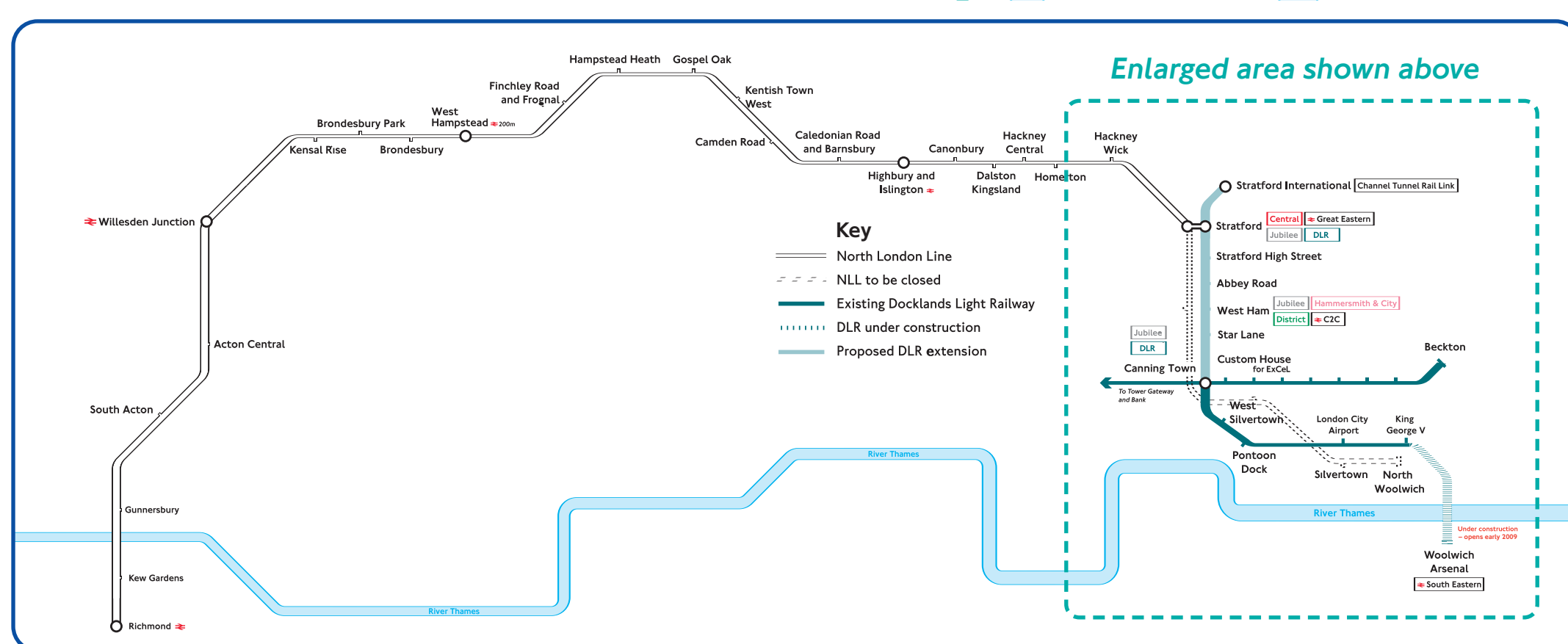
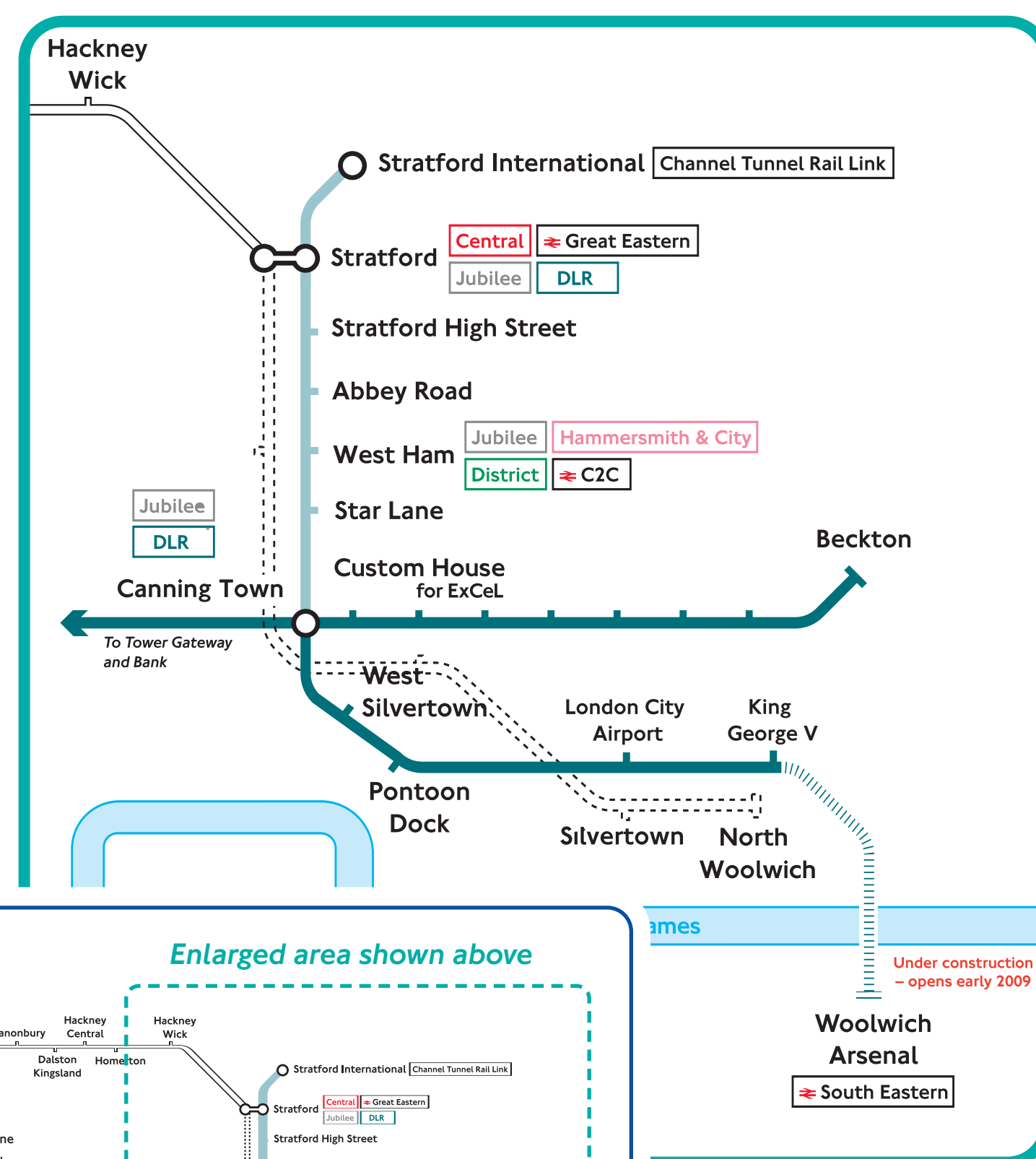
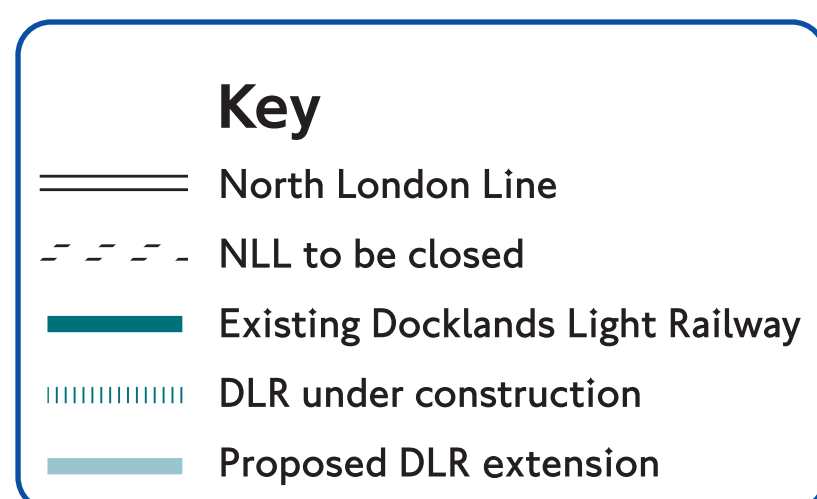
The section of the line between Stratford and North Woolwich will close. Services between Stratford and Richmond will continue to operate as normal with all services terminating at Stratford station.

Silvertown and North Woolwich stations will close permanently. Passengers who use Silvertown and North Woolwich will be able to use the DLR stations at London City Airport and King George V.

### Impact at North Woolwich

North Woolwich station will close permanently. Passengers are advised to use the nearby new DLR station at King George V.

## Proposed changes to the North London Line between Stratford and North Woolwich



### Date of closure

The last day that North London Line services will operate between Stratford and North Woolwich is **Saturday 9 December 2006** with the last train scheduled to depart from North Woolwich at 23.37.

### Alternative travel arrangements

From Sunday 10 November North London Line trains (operated by Silverlink) will no longer operate from North Woolwich station. Passengers wishing to travel towards Stratford will be able to use the DLR from King George V station then the Jubilee Line from Canning Town to Stratford. King George V is a short walk from North Woolwich station.

DLR trains run at least every 10 minutes to Canning Town and Bank from King George V from 06.00 to 00.30.

Once the new DLR extension to Stratford International is complete, DLR services will also run to Stratford International via Canning Town and West Ham.

### Ticketing arrangements

From the closure on 10 December 2006 passengers will continue to be able to buy tickets at King George V to destinations on the North London Line, but using the DLR and Jubilee Line for part of the journey.

Alternatively, passengers travelling on DLR and the Underground will be able to use Oyster cards.

### Joining the North London Line at Stratford

Until January 2009 North London Line trains will continue to run from the same platforms at Stratford station as at present.

From early 2009 North London Line trains will operate from new platforms at Stratford station built as part of the DLR scheme. These will be accessible through the central and western subways and by lift.

## Alternative travel arrangements from North Woolwich to:

Silvertown	Custom House	Canning Town	West Ham/Stratford	NLL stations beyond Stratford
DLR from King George V to London City Airport then a short walk to Silvertown	DLR from King George V to Canning Town and change for DLR services towards Beckton	DLR from King George V to Canning Town	DLR from King George V to Canning Town and change for Jubilee Line	DLR from King George V to Canning Town, change for Jubilee Line to Stratford and then change for NLL

## Further information

If you need help planning your journey, contact TfL:  
**Telephone: 020 7222 1234**  
[www.tfl.gov.uk/journeyplanner](http://www.tfl.gov.uk/journeyplanner)

For information on Docklands Light Railway services:  
**Telephone: 020 7363 9700**  
[www.dlr.co.uk](http://www.dlr.co.uk)

For information on North London Line services between Stratford and Richmond:  
**Telephone: 0845 601 4867**  
[www.silverlink-trains.com](http://www.silverlink-trains.com) or [www.nationalrail.co.uk](http://www.nationalrail.co.uk)

For more information about the North London Line closure between Stratford and North Woolwich and the DLR extension to Stratford International, please contact the DLR project team:

DLR Stratford International Extension  
 Docklands Light Railway Limited  
 PO Box 154, Castor Lane, Poplar  
 London E14 0DX

**Telephone: 020 7987 4244**  
**Email: [sie@dlr.tfl.gov.uk](mailto:sie@dlr.tfl.gov.uk)**